

## LF1B-N Series

### Control Panels • Industrial Machines • Commercial Display Cases

The LF1B-N series LED light strips are slim and perfect for applications where space is a concern. They come in six different lengths and six distinct colors, making them a very flexible lighting solution.

- Compact design: 27.5mm wide, 16mm high, and 134 to 1,080mm long
- 6 Colors: cool white, warm white, yellow, red, blue, green
- All units come standard with 3 meter connection cables
- 2 Cover options: clear, white
- IP65 degree of protection (waterproof, dustproof), suitable for use in wet locations



### LED Optical Specifications

Illumination Color	Cool White		Warm White		Yellow		Red		Green		Blue		
	Clear	White	Clear	White	Clear	White	Clear	White	Clear	White	Clear	White	
Color Temperature/ Dominant Wavelength (typ.)	6500K		3000K		590nm		620nm		525nm		455nm		
Reference Brightness (typ.) at 0.5m	LF1B-NA	95lx	85lx	90lx	80lx	20lx	18lx	20lx	18lx	30lx	27lx	10lx	9lx
	LF1B-NB	240lx	215lx	230lx	210lx	40lx	36lx	40lx	36lx	60lx	55lx	20lx	18lx
	LF1B-NC	455lx	410lx	440lx	395lx	75lx	65lx	75lx	65lx	110lx	100lx	30lx	27lx
	LF1B-ND	840lx	750lx	815lx	725lx	125lx	110lx	125lx	110lx	190lx	170lx	50lx	45lx
	LF1B-NE	1100lx	995lx	1065lx	960lx	160lx	145lx	160lx	145lx	260lx	235lx	60lx	55lx
	LF1B-NF	1350lx	1210lx	1300lx	1170lx	180lx	160lx	180lx	160lx	300lx	270lx	80lx	70lx

LED modules and illumination units may vary in illumination colors and brightness.

### General Specifications

Model		LF1B-NA (134mm)	LF1B-NB (210mm)	LF1B-NC (330mm)	LF1B-ND (580mm)	LF1B-NE (830mm)	LF1B-NF (1,080mm)
Rated Voltage		24V DC (operating voltage range: 21.6 to 26.4V)					
Input Current (typ.) (at the rated current)	cool white/warm white/blue	60mA	120mA	180mA	360mA	540mA	720mA
	red/yellow/green	40mA	80mA	120mA	240mA	360mA	480mA
Power Consumption (typ.) (at the rated voltage)	cool white/warm white/blue	1.5W	2.9W	4.4W	8.7W	13.0W	17.3W
	red/yellow/green	1.0W	2.0W	2.9W	5.8W	8.7W	11.6W
Insulation Resistance		100MΩ minimum (500V DC megger)					
Dielectric Strength		1,000V AC, 1 minute (between live and dead parts)					
Vibration Resistance (damage limits)		Frequency: 5 to 55Hz, Amplitude 0.5mm Acceleration 60m/s <sup>2</sup> (6G), 2 hours each in 3 axes			Frequency: 5 to 55Hz, Amplitude 0.17mm Acceleration 20m/s <sup>2</sup> (2G), 2 hours each in 3 axes		
Shock Resistance (damage limits)		1,000m/s <sup>2</sup> (100G), 5 shocks each in 6 axes			300m/s <sup>2</sup> (30G), 5 shocks each in 6 axes		
Operating Temperature		-30 to +55°C (no freezing)					
Operating Humidity		45 to 85% RH (no condensation)					
Storage Temperature		-35 to +70°C (no freezing)					
Operating Atmosphere		No corrosive gases					
Life (Note)		40,000 hours (Ta = 25°C) (The total illumination life in which the brightness maintains a minimum of 70% of the initial value.)					
Degree of Protection		IP65 (IEC 60529)					
Material		Cover: polycarbonate, End cover/cable gland: polyamide, Wire: PVC (24AWG)					
Weight (approx.)		95g	125g	165g	255g	430g	740g

1. LED life depends on the operating environment.

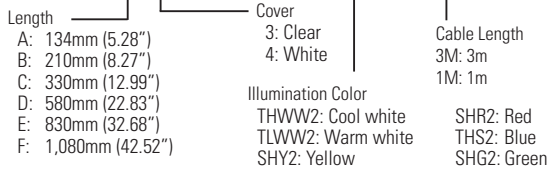
Part Numbers

Illumination Color	Cool White	Warm White	Yellow	Red	Blue	Green
Appearance						
LF1B-NA (134mm)	LF1B-NA⊙P-2THWW2-3M	LF1B-NA⊙P-2TLWW2-3M	LF1B-NA⊙P-2SHY2-3M	LF1B-NA⊙P-2SHR2-3M	LF1B-NA⊙P-2THS2-3M	LF1B-NA⊙P-2SHG2-3M
LF1B-NB (210mm)	LF1B-NB⊙P-2THWW2-3M	LF1B-NB⊙P-2TLWW2-3M	LF1B-NB⊙P-2SHY2-3M	LF1B-NB⊙P-2SHR2-3M	LF1B-NB⊙P-2THS2-3M	LF1B-NB⊙P-2SHG2-3M
LF1B-NC (330mm)	LF1B-NC⊙P-2THWW2-3M	LF1B-NC⊙P-2TLWW2-3M	LF1B-NC⊙P-2SHY2-3M	LF1B-NC⊙P-2SHR2-3M	LF1B-NC⊙P-2THS2-3M	LF1B-NC⊙P-2SHG2-3M
LF1B-ND (580mm)	LF1B-ND⊙P-2THWW2-3M	LF1B-ND⊙P-2TLWW2-3M	LF1B-ND⊙P-2SHY2-3M	LF1B-ND⊙P-2SHR2-3M	LF1B-ND⊙P-2THS2-3M	LF1B-ND⊙P-2SHG2-3M
LF1B-NE (830mm)	LF1B-NE⊙P-2THWW2-3M	LF1B-NE⊙P-2TLWW2-3M	LF1B-NE⊙P-2SHY2-3M	LF1B-NE⊙P-2SHR2-3M	LF1B-NE⊙P-2THS2-3M	LF1B-NE⊙P-2SHG2-3M
LF1B-NF (1,080mm)	LF1B-NF⊙P-2THWW2-3M	LF1B-NF⊙P-2TLWW2-3M	LF1B-NF⊙P-2SHY2-3M	LF1B-NF⊙P-2SHR2-3M	LF1B-NF⊙P-2THS2-3M	LF1B-NF⊙P-2SHG2-3M

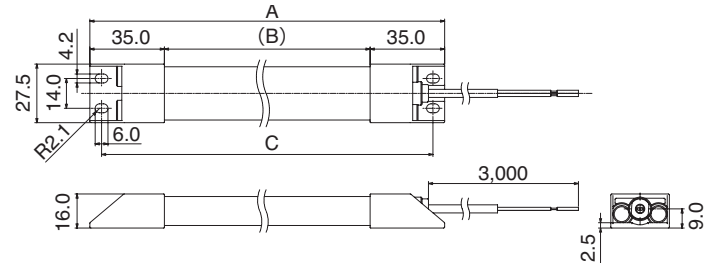
In place of ⊙ insert 3 for clear cover and 4 for white cover.

Part Number Structure (use for interpreting part numbers only)

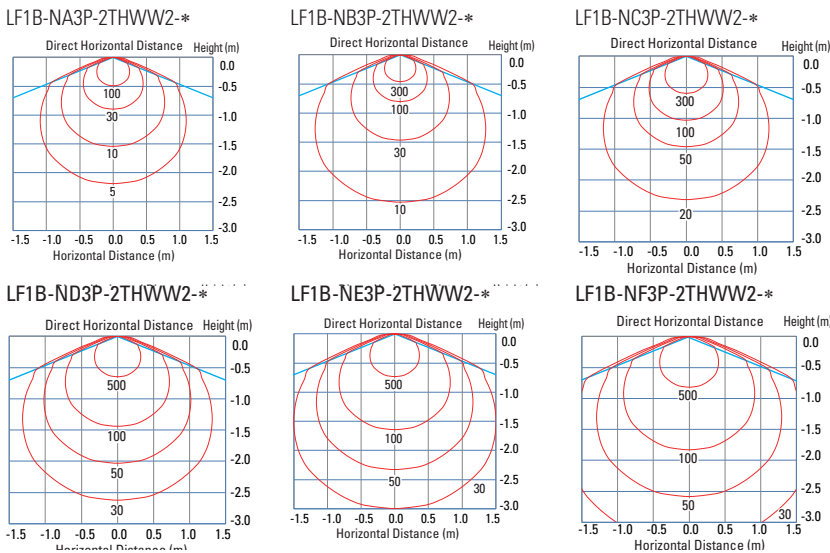
LF1B - NC 3 P - 2 THWW2 - 3M



Dimensions (mm)



Illuminance Distribution (lx)



Accessory

Dimension Table

Model	A		B		C	
	mm	inch	mm	inch	mm	inch
LF1B-NA	134	5.28	64	2.52	123	4.84
LF1B-NB	210	8.27	140	5.51	199	7.83
LF1B-NC	330	12.99	260	10.24	319	12.56
LF1B-ND	580	22.83	510	20.08	569	22.40
LF1B-NE	830	32.68	760	29.92	819	32.24
LF1B-NF	1080	42.52	1010	39.76	1069	42.09