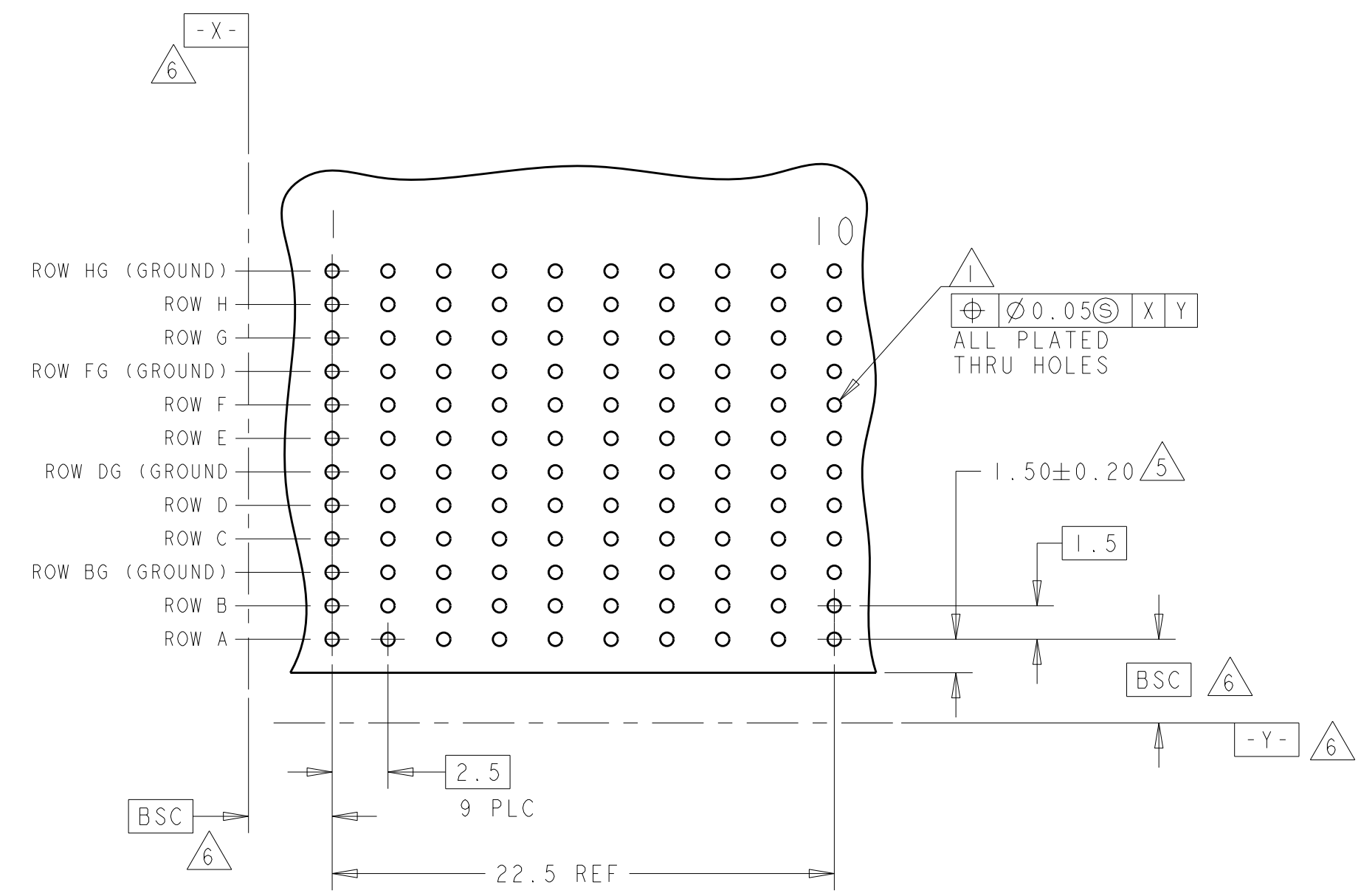

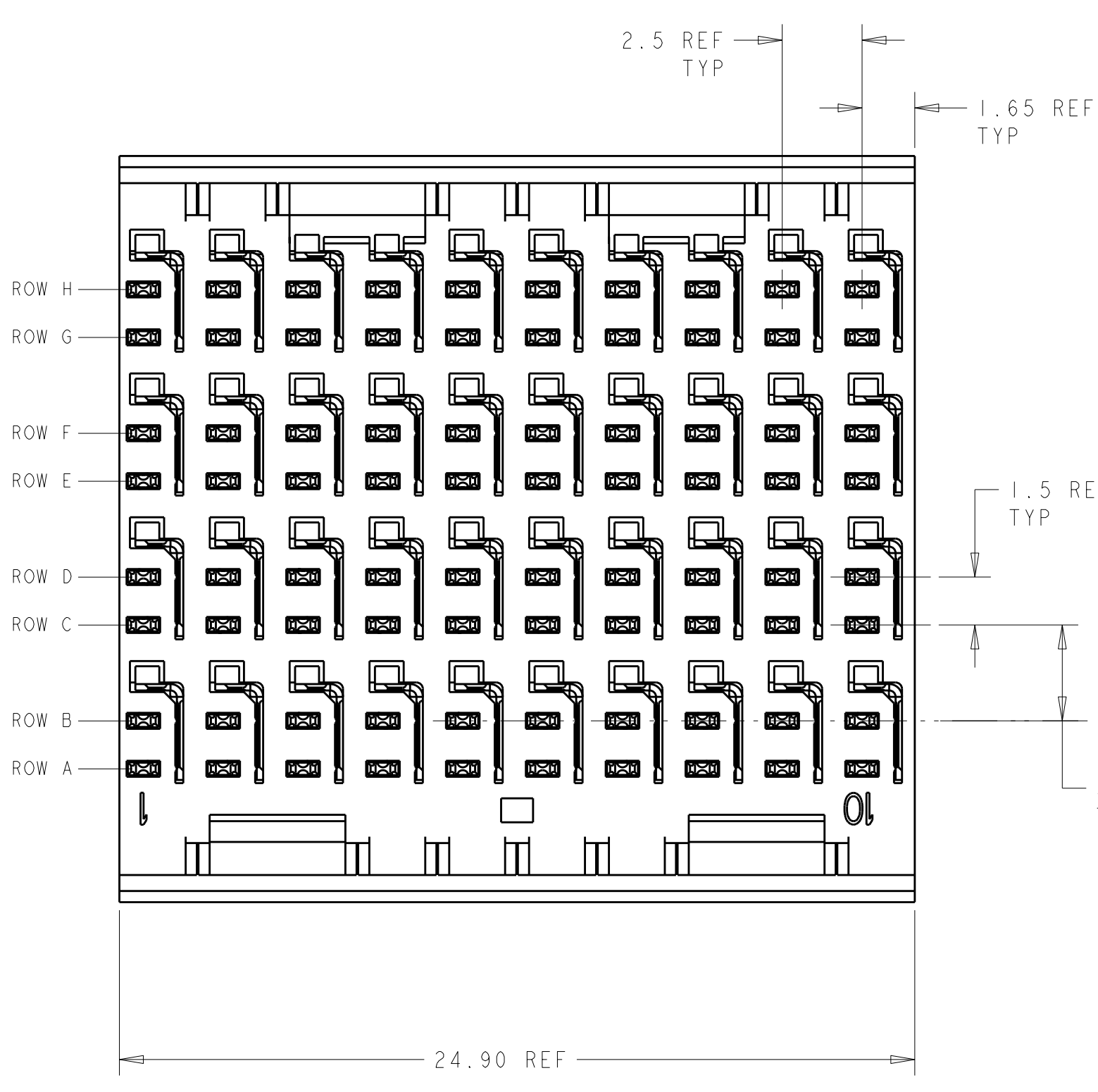


LOC		DIST		REVISIONS			
AD	00	REV	DATE	BY	CHK	APPD	
B		REV PER ECO-11-007577	13APR2011	RKC	JE		

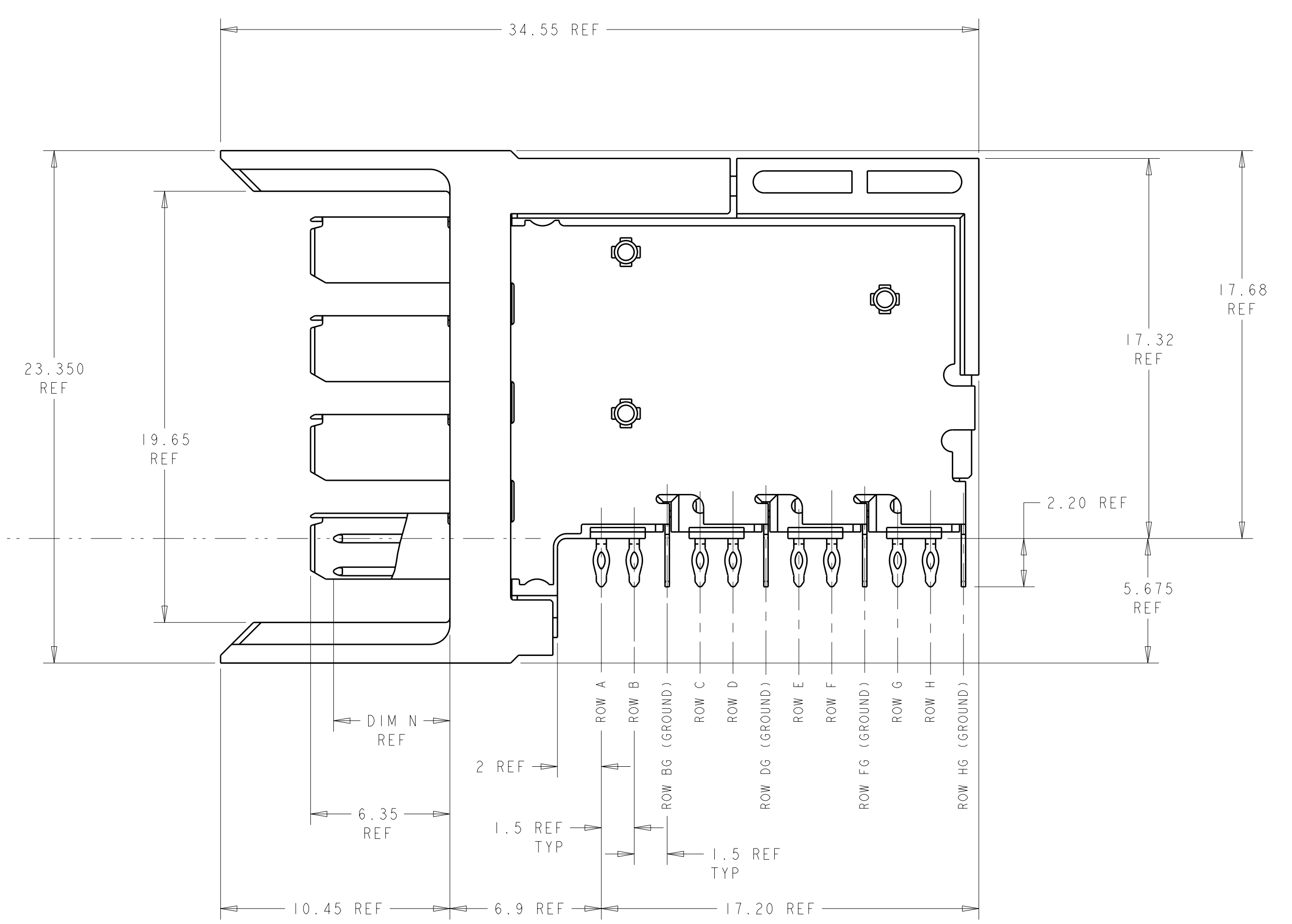


RECOMMENDED PC BOARD LAYOUT
 COMPONENT SIDE SHOWN
 SCALE 4:1

- 1. REFERENCE APPLICATION SPEC 114-13059 FOR RECOMMENDED PLATED THRU HOLE DIAMETER AND PLATING THICKNESSES.
- 2. MATERIAL:
 CONTACT & SHIELD - PHOSPHOR BRONZE
 HOUSING & CHICKLET - GLASS FILLED POLYESTER
- 3. FINISH: SIGNAL AND GROUND CONTACTS:
 MATING AREA: MEETS THE PERFORMANCE REQUIREMENTS OF PRODUCT SPECIFICATION 108-2055; BASED ON TELCORDIA GR-1217-CORE, APPLICATIONS IN UNCONTROLLED ENVIRONMENTS
 COMPLIANT PIN AREA: 0.5 μm MIN MATTE TIN OVER BASE PLATING
- 4. CONNECTOR MARKED WITH PART NUMBER AND DATE CODE IN APPROXIMATE AREA SHOWN
- 5. DIMENSION APPLIES TO CENTERLINE OF THRU HOLE
- 6. DATUMS AND BASIC DIMENSIONS ESTABLISHED BY CUSTOMER
- 7. CONTACT AREA LUBRICATED WITH BELLCORE APPROVED LUBRICANT. TECHNICAL REFERENCE: GR-1217-CORE, ISSUE 1, NOVEMBER 1995



TOP SURFACE OF DAUGHTER CARD



6469048-1
 PART NUMBER

THIS DRAWING IS A CONTROLLED DOCUMENT.		DWN 25JUN2004 S. J. MAGARO		TE Connectivity	
DIMENSIONS: mm		CHK 25JUN2004 R. A. PATTERSON		NAME HEADER ASSEMBLY, RIGHT ANGLE, 4 PAIR, HMZd	
TOLERANCES UNLESS OTHERWISE SPECIFIED:		APVD		PRODUCT SPEC	
9 PLC ±		-		APPLICATION SPEC	
5 PLC ±		-		SIZE CAGE CODE DRAWING NO	
4 PLC ±		-		A100779C-6469048	
ANGLES ±		-		RESTRICTED TO	
MATERIAL		WEIGHT		SCALE 6:1 SHEET 1 OF 1 REV B	
FINISH		CUSTOMER DRAWING			