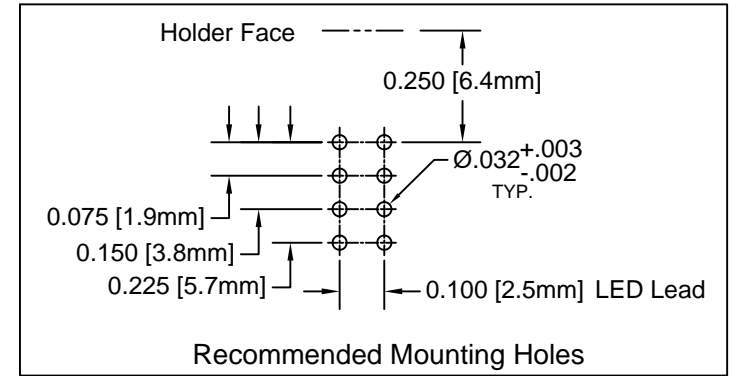
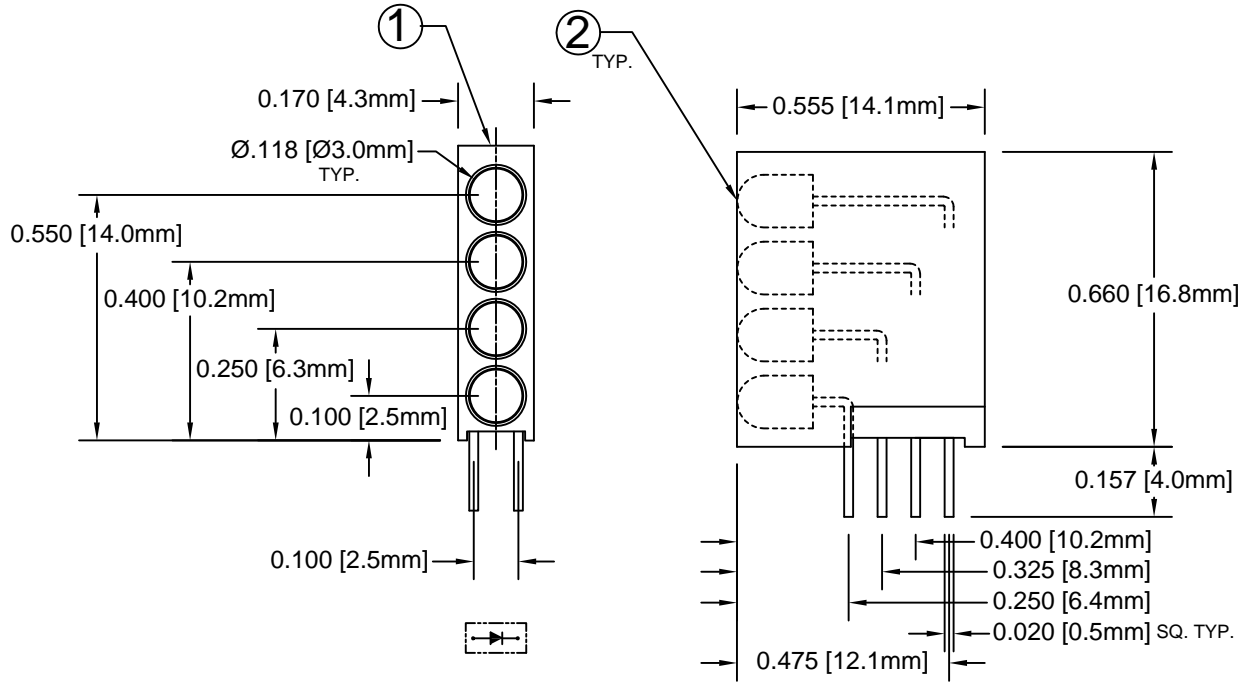
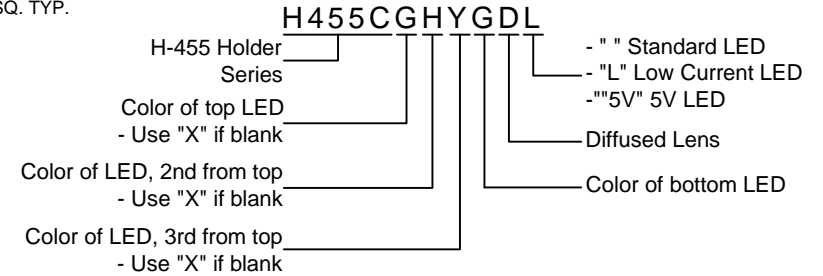


ITEM	Q'TY	PART NUMBER	PART DESCRIPTION
1	1	H-455C	T-1 (3mm) Quad-Level LED Holder, 90° Mount and Bottom Piece
2	4	3XX-S	T-1 (3mm) N-Flange Shouldered LED, See Page 2. Reference P/N Designation Note.

REV.	DESCRIPTION	DATE	APPROVED
D	Changed Bottom Piece Part Number to BH-340	08/17/07	M. C.
E	LED Package Change to 3XX-S LEDs	12/14/07	M. C.
F	Added P/N Designation Note and Removed Bottom Piece Callout	06/19/08	M. C.
G	Engineering Update w/o Changes	08/04/16	J. C.



NOTE: P/N DESIGNATION



-If LEDs are the same, use e.g. H455CGD

All Green LEDs


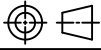
ABSOLUTE MAXIMUM RATINGS (Ta=25° C)

REVERSE VOLTAGE	_____	5V
REVERSE CURRENT	_____	100uA
OPERATING TEMPERATURE RANGE	_____	-40° C - 80° C
STORAGE TEMPERATURE	_____	-40° C - 100° C
LEAD SOLDERING TEMPERATURE (1/16" FROM BODY)	_____	260° C FOR 5 SECONDS

STANDARD TOLERANCE (UNLESS OTHERWISE SPECIFIED)		BIVAR®	
DECIMALS	ANGULAR	4 THOMAS, IRVINE, CA. 92618	
.X ± .1	X° ± 1°	TEL: (949) 951-8808 FAX: (949) 951-3974	
.XX ± .02		TITLE: T-1 (3mm) SINGLE STATION 90° QUAD-LEVEL ASSEMBLY	
.XXX ± .010			
DESIGNED: T. Yin	DATE: 03/08/04	PART NO: H455CXX	REVISION: G
CHECKED: D. Green	DATE: 03/08/04	CAGE CODE : 32559	SHEET # 1 OF 2
CAD GENERATED DOCUMENT. DO NOT MEASURE DRAWING.			

REV.	DESCRIPTION	DATE	APPROVED
	SEE SHEET #1		

LED Assy. No.	Peak Wave Length λ_p (nm)	Emitted Color	Lens Appearance	Electro-Optical Data				Viewing Angle $2\theta \frac{1}{2}$ (Deg)	LED P/N
				If (mA)	Vf (V)		Iv (mcd)		
				TYP	TYP	MAX	TYP		
STANDARD				Data @ 20mA					
H455CBWD	430	BLUE	DIFFUSED	20	4.0	4.5	20	45	3BWD-S
H455CGD	565	GREEN	DIFFUSED	20	2.2	2.6	30	45	3GD-S
H455CYD	585	YELLOW	DIFFUSED	20	2.1	2.6	20	45	3YD-S
H455CHD	635	HE RED	DIFFUSED	20	2.0	2.6	30	45	3HD-S
H455CRD	655	RED	DIFFUSED	20	1.7	2.0	6	45	3RD-S
H455CSRD	660	SUPER RED	DIFFUSED	20	1.7	2.6	90	45	3SRD-S
LOW CURRENT				Data @ 2mA					
H455CGDL	565	GREEN	DIFFUSED	2	1.9	2.2	6	45	3GDL-S
H455CYDL	585	YELLOW	DIFFUSED	2	1.9	2.2	4	45	3YDL-S
H455CHDL	635	HE RED	DIFFUSED	2	1.8	2.2	6	45	3HDL-S
5 VOLT				Data @ 5V					
H455CGD5V	565	GREEN	DIFFUSED	10	-	5.0	30	45	3GD5V-S
H455CYD5V	585	YELLOW	DIFFUSED	10	-	5.0	20	45	3YD5V-S
H455CHD5V	635	HE RED	DIFFUSED	10	-	5.0	30	45	3HD5V-S

STANDARD TOLERANCE (UNLESS OTHERWISE SPECIFIED) $\pm 10\%$ ALL VALUES ANGULAR		 BIVAR [®] 4 THOMAS, IRVINE, CA. 92618 TEL: (949) 951-8808 FAX: (949) 951-3974	
			
DESIGNED: T. Yin	DATE: 03/08/04	PART NO: H455CXX	REVISION: G
CHECKED: D. Green	DATE: 03/08/04	CAGE CODE : 32559	SHEET # 2 OF 2
CAD GENERATED DOCUMENT. DO NOT MEASURE DRAWING.			