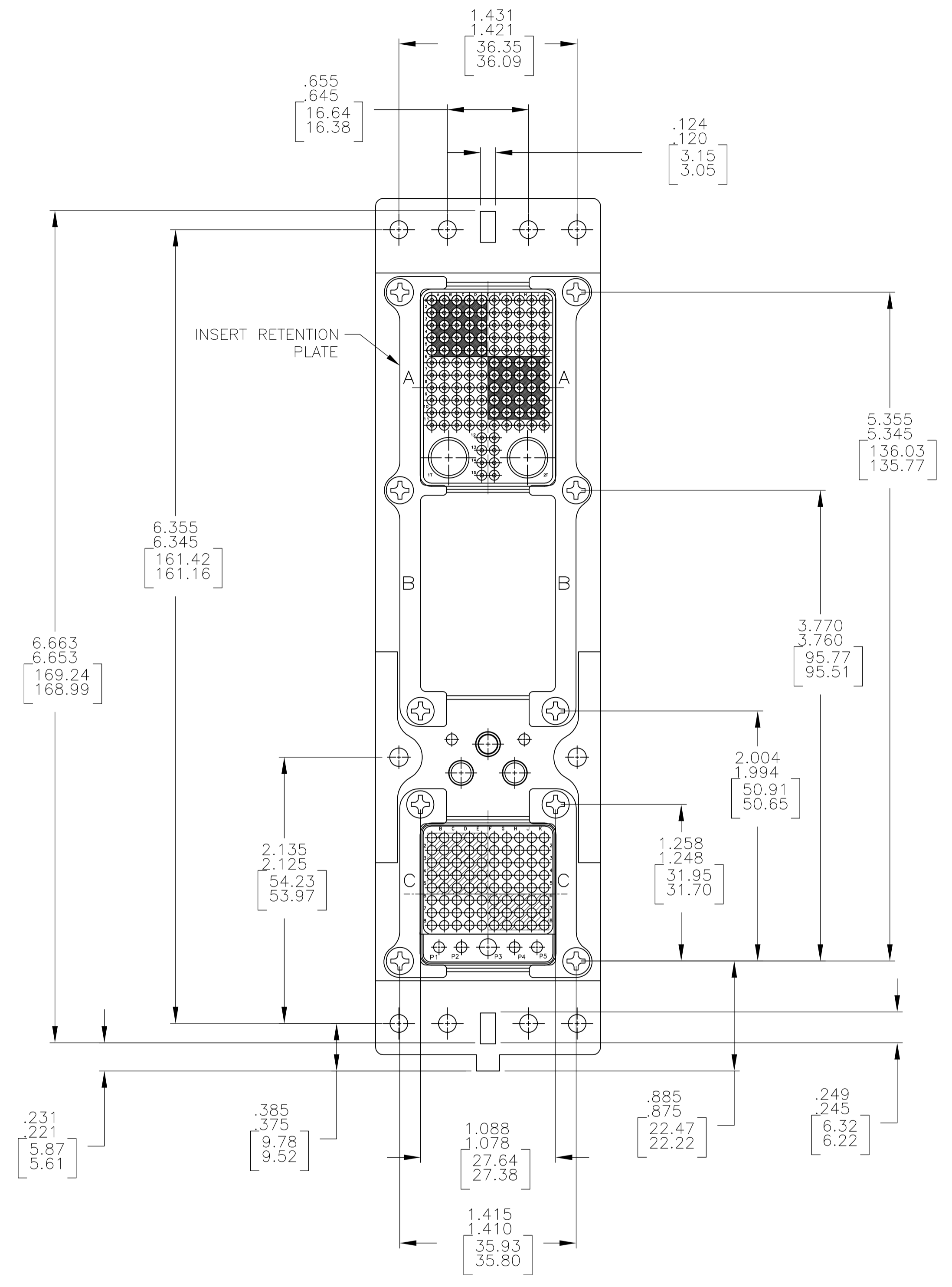
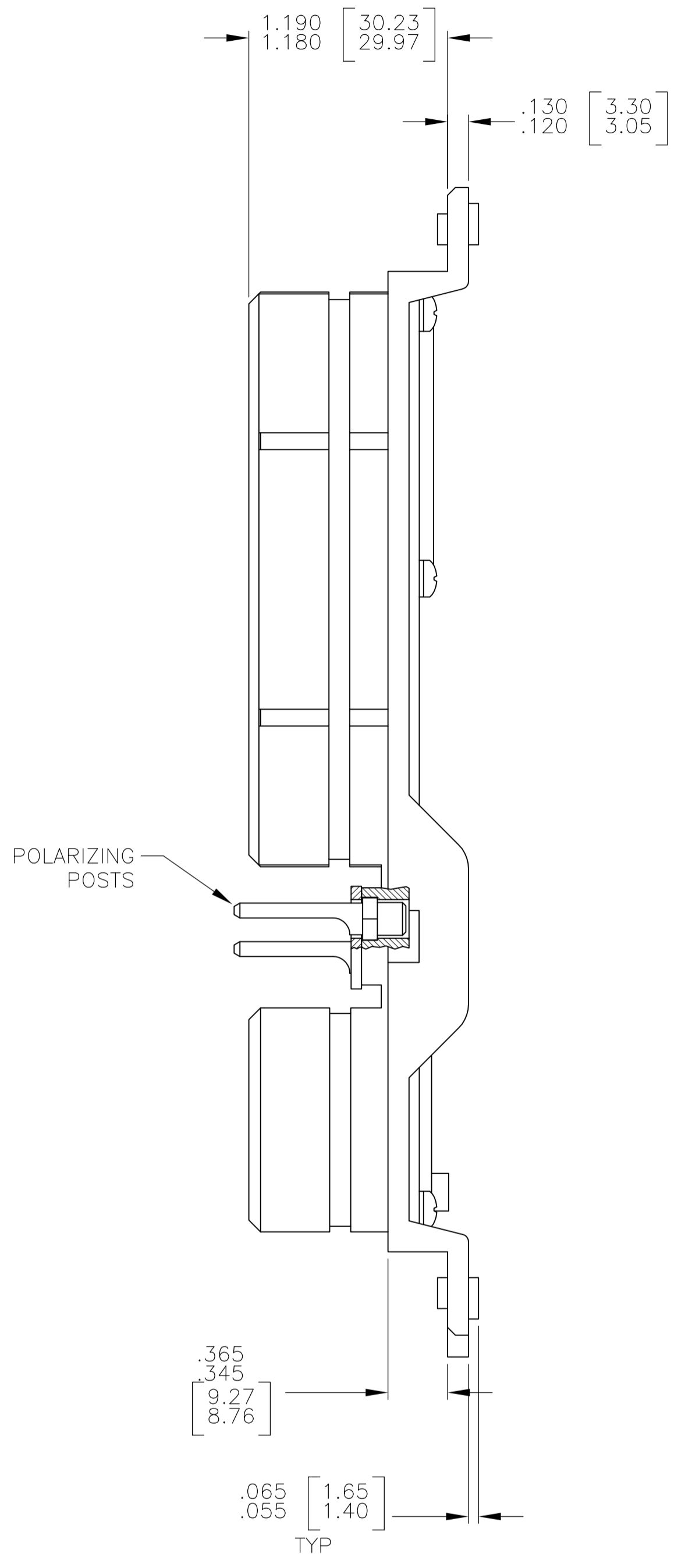
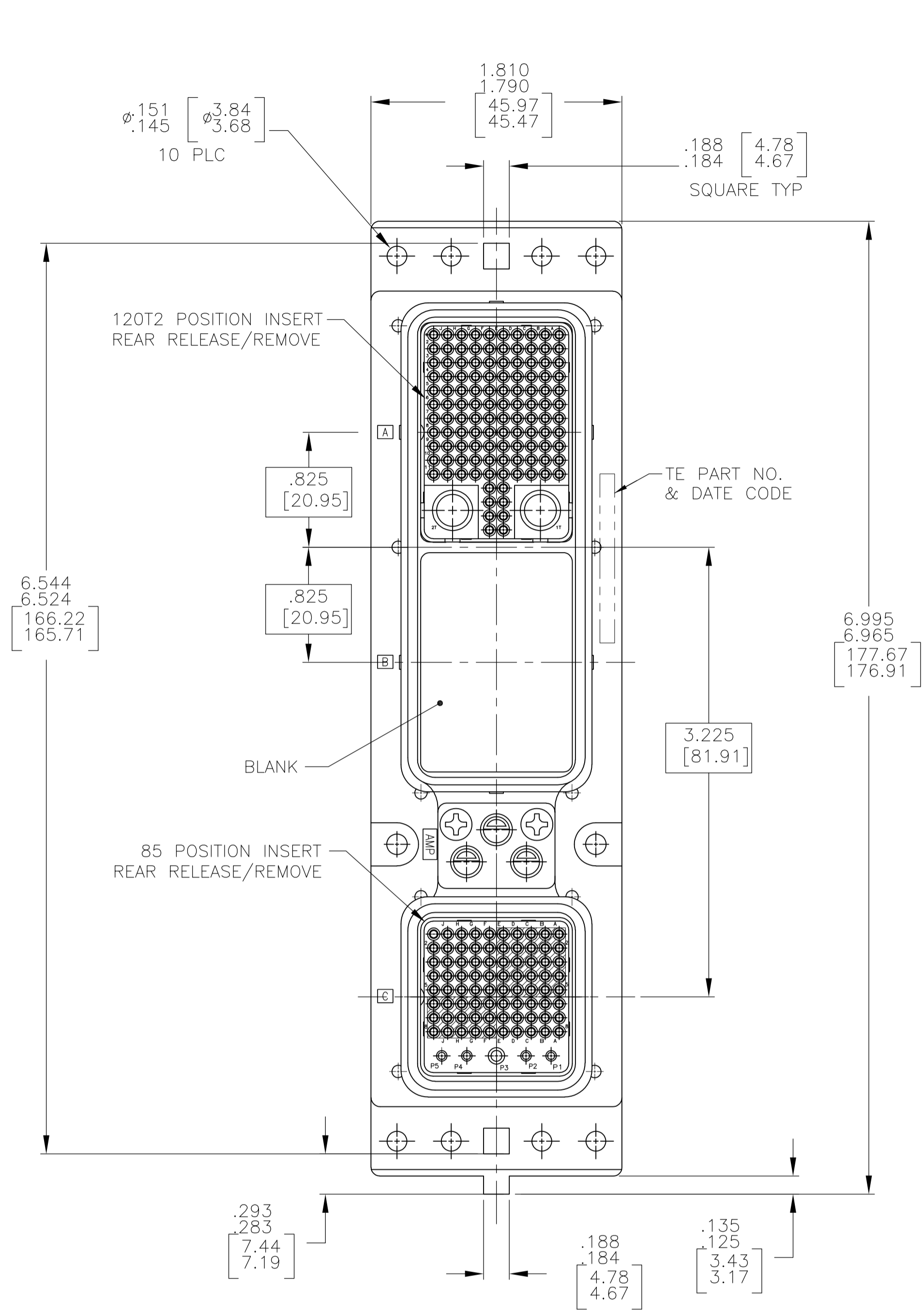


REVISONS		DATE	DWN	APVD
A	RELEASED	11-5-09	CT	KT



- CONNECTOR DIMENSIONS ARE PER ARINC 600 SPECIFICATION.
- CONNECTOR IS SUPPLIED WITH CONTACTS AS LISTED IN TABLE (NOT INSTALLED).
- KEYING SHOWN IN POSITION "01" FOR ILLUSTRATION ONLY. CONNECTORS SHIPPED WITH KEYING INSTALLED IN POSITION PER TABLE. FOR POSITION "00" KEYING HARDWARE SHIPPED UNASSEMBLED.
- DUST COVER INSTALLED FOR SHIPPING (NOT SHOWN).

COMPONENT	MATERIAL	FINISH
SHELL	DIE CAST ALUMINUM PER ASTM-B-85	ELECTROLESS NICKEL PER MIL-C-26074
INSERT RETENTION PLATES	ALUMINUM ALLOY PER ASTM-B-209	ELECTROLESS NICKEL PER MIL-C-26074
SCREWS AND LOCKWASHERS	STAINLESS STEEL	PASSIVATED
POLARIZING KEYS	ZINC ALLOY PER ASTM-B-86	-
120T2 & 85 INSERTS	THERMOSET OR THERMOPLASTIC PPS PER MIL-M-24519	-
POLARIZING KEY RETAINING PLATE	ALUMINUM ALLOY PER ASTM-B-209	BLUE ANODIZED PER MIL-A-8625

130	MODULE A: SIZE 22: 208262-3 (QTY=118) SIZE 8: 1218820-1 (QTY=2)	2101651-1
	MODULE B: NONE MODULE C: SIZE 22: 208262-3 (QTY=80) SIZE 20: 208267-2 (QTY=4) SIZE 16: 208270-2 (QTY=1)	
KEYING POSITION	CONTACTS INCLUDED AND NOT INSTALLED	PART NUMBER

THIS DRAWING IS A CONTROLLED DOCUMENT.

DIMENSIONS: INCHES [mm]	TOLERANCES UNLESS OTHERWISE SPECIFIED:	APVD: K. THACKSTON	DATE: 11-5-09	NAME: K. THACKSTON	PRODUCT SPEC
0 PLC ± .005	1 PLC ± .005	11-5-09	11-5-09	NAME	APPLICATION SPEC
2 PLC ± .005	3 PLC ± .005			SIZE	CAGE CODE
4 PLC ± .005	ANGLES ± .005			WEIGHT	DRAWING NO
MATERIAL: SEE TABLE	FINISH: SEE TABLE	RESTRICTED TO		A1	00779
		CUSTOMER DRAWING	SCALE: 3:2	SHEET 1 OF 1	REV A