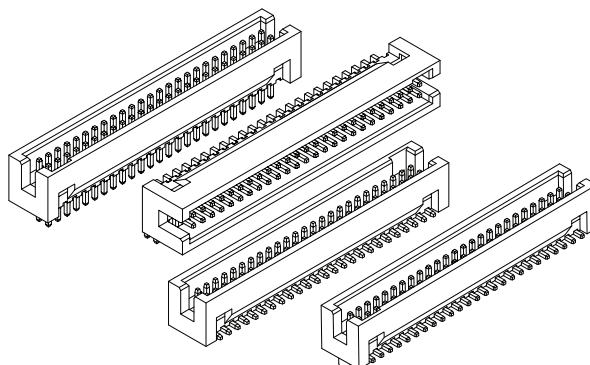




.050" [1.27 mm] Contact Centers, Shrouded (Box) Headers/Straight/Right Angle/SMT With or Without Post- SBH Series Mates with SFH31 series (See opposite page)

SPECIFICATIONS

- Polarizing Notch
- Operating Temperature: -40°C to +105°C
- Processing Temperature: 230°C Max. for 60 seconds, (260°C Max. for 10 seconds)
- UL Flammability Rating: 94V-0
- Voltage Rating: 20 milli Ohms Max.
- Current Rating: 1 Amp
- Dielectric Withstanding: 500 VAC
- Insulation Resistance: 1000 Megohms



PART NUMBER OPTIONS

SERIES ————— **SBH31 - N B P B - D 10 - ST - BK**

SBH31 = Box Header, .050" [1.27 mm] Contact Centers by .050" [1.27 mm] Row Spacing

INSULATOR MATERIAL —————

N = Nylon
L = LCP

CONTACT MATERIAL —————

B = Brass

CONTACT FINISH - RoHS Compliant —————

P = Gold Flash Overall

CONTACT CENTERS —————

B = .050" [1.27 mm]

COLOR

BK = Black

TERMINATION TYPE

ST = Straight
RA = Right Angle
SM = Surface Mount
SP = Surface Mount with Guide Posts

NUMBER OF CONTACT POSITIONS (Pins per Row)

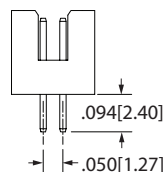
03 thru 50

NUMBER OF ROWS

D = Dual Row

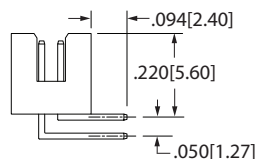
DIMENSIONS For complete drawings, go to www.sullinscorp.com or e-mail techsupport@sullinscorp.com

Dimensions in [] are in millimeters, all others are in inches.



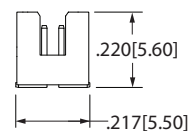
STRAIGHT (ST)

Example P/N: SBH31-NBPB-D20-ST-BK



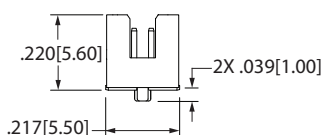
RIGHT ANGLE (RA)

Example P/N: SBH31-NBPB-D20-RA-BK



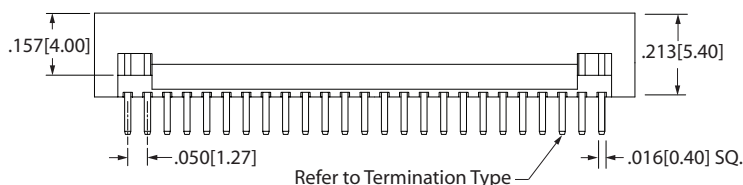
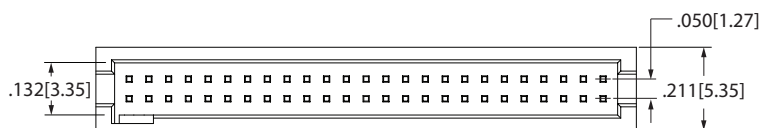
SURFACE MOUNT (SM)

Example P/N: SBH31-NBPB-D20-SM-BK

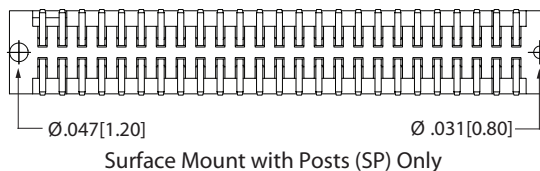


SURFACE MOUNT with Posts (SP)

Example P/N: SBH31-NBPB-D20-SP-BK



Refer to Termination Type



Surface Mount with Posts (SP) Only