




Series 0503 Pin-Line™ Socket w/Collet Contacts & Wire Wrap Pins

FEATURES

- Rows of Socket Strips may be Mounted on Any Centers and are End-to-end or Side-to-side Stackable for 0.100 [2.54] Grid or Matrix Patterns
- Available with Solder Pin Tails or Wire Wrap Pins
- Socket Strips can be Cut to the Desired Number of Positions with “break” Feature



GENERAL SPECIFICATIONS

- **BODY MATERIAL:** Red UL 94-HB Glass-filled Nylon – Consult factory for UL 94V-0 material
- **PIN BODY:** Brass 360 1/2-hard per UNS C36000 ASTM B16-85
- **PIN BODY PLATING:** 10μ [0.25μ] min. Au per MIL-G-45204 –OR– 200μ [5.08μ] min. 93/7 Sn/Pb per MIL-P-81728 over 100μ [2.54μ] min. Ni per QQ-N-290
- **4-FINGER COLLET CONTACT:** BeCu per UNS C17200 ASTM B194-92
- **CONTACT PLATING:** 30μ [0.76μ] min. Au per MIL-G-45204 over 50μ min. [1.27μ] Ni per QQ-N-290
- **CONTACT CURRENT RATING:** 3 amps
- **OPERATING TEMPERATURE:** 221°F [105°C] Sn plating; 257°F [125°C] Au plating
- **INSERTION FORCE:** 180g/pin, based on 0.018 [0.46] dia. test lead
- **WITHDRAWAL FORCE:** 90g/pin, based on 0.018 [0.46] dia. test lead
- **NORMAL FORCE:** 140g/pin, based on 0.018 [0.46] dia. test lead
- **ACCEPTS LEADS:** 0.015-0.025 [0.38-0.64] dia., 0.110-0.162 [2.79-4.11] long

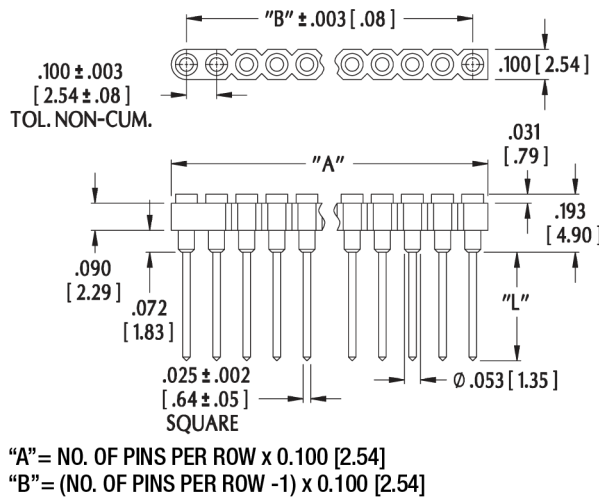
ORDERING INFORMATION

XX 0503-X X

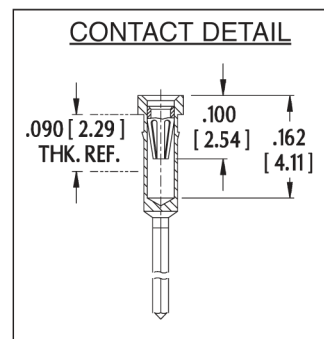
- Plating**
 - 0 = Au Collet, Sn Shell
 - 0TL = Au Collet, Sn/Pb Shell
 - 1 = Au Collet & Shell
- Termination**
 - 2 = 2-level Wire Wrap Pins
 - 3 = 3-level Wire Wrap Pins
- Series**
- No. of Pins**
1 to 25

MOUNTING CONSIDERATIONS

- **SUGGESTED PCB HOLE SIZE:** 0.045 ±0.002 [1.14 ±0.05] dia.



Wire Wrap Levels	Dim. "L"
2-level	0.360 [9.14]
3-level	0.500 [12.70]



ALL DIMENSIONS: INCHES [MILLIMETERS]
 ALL TOLERANCES: ±0.005 [0.13] UNLESS OTHERWISE SPECIFIED
 FOR STRIP SOCKETS WITH SOLDER PIN TAILS, SEE DATA SHEETS 12013
 CONSULT FACTORY FOR OTHER SIZES AND CONFIGURATIONS

CUSTOMIZATION: ARIES SPECIALIZES IN CUSTOM DESIGN AND PRODUCTION.
 SPECIAL MATERIALS, PLATINGS, SIZES, AND CONFIGURATIONS CAN BE
 FURNISHED, DEPENDING ON QUANTITY.

ARIES RESERVES THE RIGHT TO CHANGE PRODUCT GENERAL SPECIFICATIONS
 WITHOUT NOTICE

PRINTOUTS OF THIS DOCUMENT MAY BE OUT-OF-DATE AND SHOULD BE
 CONSIDERED UNCONTROLLED



ARIES[®]
 ELECTRONICS, INC.

2609 Bartram Road • Bristol, PA 19007-6810 USA
 TEL 215-781-9956 • FAX 215-781-9845
 WWW.ARIESELEC.COM • INFO@ARIESELEC.COM



12014
 Rev. 5.1
 1 of 1