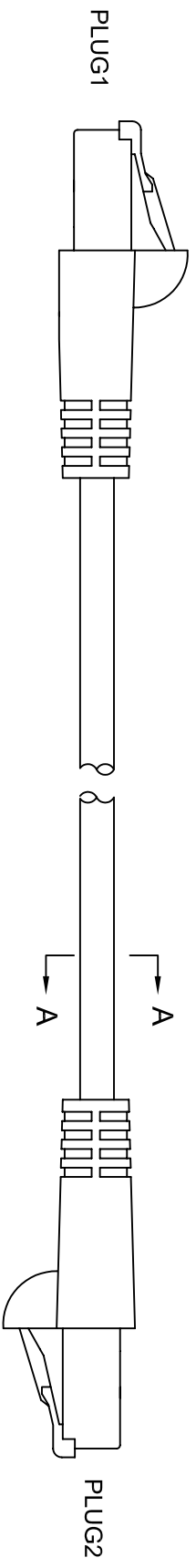
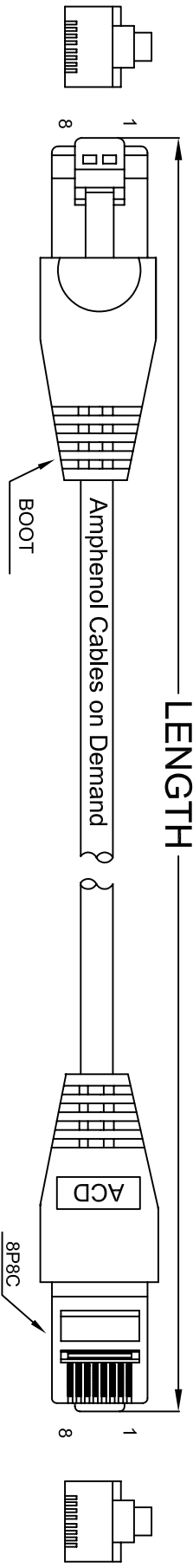


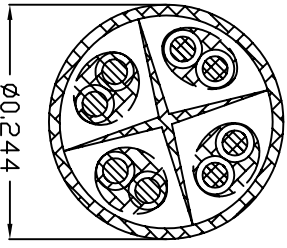
THE INFORMATION CONTAINED IN THIS DRAWING IS THE SOLE PROPERTY OF AMPHENOL CABLES ON DEMAND. ANY REPRODUCTION OR DISCLOSURE, TO THIRD PARTIES, IN PART OR WHOLE, WITHOUT THE EXPRESS WRITTEN PERMISSION OF AMPHENOL CABLES ON DEMAND IS PROHIBITED.

REV.	DESCRIPTION	DATE	APPROVED
A1	NEW RELEASE	07/31/06	
A1	Change Part Number	20/1/06	



LENGTH & P/N Table

LENGTH	P/N	Cable Color
1FT ± 1 inch	MP-64RJ45UNNR-001	RED
3FT ± 1 inch	MP-64RJ45UNNR-003	RED
5FT ± 2 inch	MP-64RJ45UNNR-005	RED
6FT ± 2 inch	MP-64RJ45UNNR-006	RED
10FT ± 3 inch	MP-64RJ45UNNR-010	RED
14FT ± 3 inch	MP-64RJ45UNNR-014	RED
25FT ± 4 inch	MP-64RJ45UNNR-025	RED
50FT ± 8 inch	MP-64RJ45UNNR-050	RED
100FT ± 8 inch	MP-64RJ45UNNR-100	RED



PIN OUT: T568B		
PLUG 1	PLUG 2	COLOR
PIN 1	PIN 1	WHITE/ORANGE
PIN 2	PIN 2	ORANGE
PIN 3	PIN 3	WHITE/GREEN
PIN 4	PIN 4	BLUE
PIN 5	PIN 5	WHITE/BLUE
PIN 6	PIN 6	GREEN
PIN 7	PIN 7	WHITE/BROWN
PIN 8	PIN 8	BROWN



UNLESS OTHERWISE SPECIFIED DIMENSIONS ARE IN INCHES TOLERANCES ARE:		EARN NO.		20 VALLEY ST. ENDCOTT, NY 13760	
DECIMALS	ANGLES	DRAWN	DATE	Amphenol Cables on Demand ASM CBL RJ45/RJ45 CAT 6 4PR PATCH CORDS	
X	± X°	LF	20/1/06		
.XX	±.XX	CHECKED	BA		
.XXX	±.XXX	RESP ENG	20/1/06	SIZE	DWG. NO.
THIRD ANGLE PROJECTION			A	MP-64RJ45UNNR-XXX	REV.
MFG ENG			A	SCALE	SHEET
DWG FILE			A	OF	A1

NOTES: UNLESS OTHERWISE SPECIFIED