

(2.54 mm) .100"

SSM SERIES

# TIGER CLAW™ SURFACE MOUNT SOCKET

**Mates with:**

TSW, MTSW, TST, TSS, ZST, ZSS, DW, EW, ZW, TSM, HMTSW, HTSW, TSSH, BST, HTSS, TLW, MTLW

**SPECIFICATIONS**

For complete specifications and recommended PCB layouts see [www.samtec.com?SSM](http://www.samtec.com?SSM)

**Insulator Material:** Black Liquid Crystal Polymer  
**Contact Material:** Phosphor Bronze  
**Plating:** Au or Sn over 50 μ" (1.27 μm) Ni  
**Current Rating (SSM/TSW):** 5.2 A per pin (1 pin powered per row)  
**Voltage Rating:** 405 VAC / 572 VDC  
**Operating Temp Range:** -55 °C to +125 °C with Gold -55 °C to +105 °C with Tin  
**Contact Resistance:** 10 mΩ  
**Insertion Depth:** SV/DV is (4.34 mm) .171" to (7.24 mm) .285" or pass-through from top; (5.56 mm) .219" plus board thickness minimum from bottom; SH/DH is (4.34 mm) .171" to (6.35 mm) .250"  
**Normal Force:** 125 grams (1.21 N) average  
**RoHS Compliant:** Yes

<b>SSM</b>	<b>1</b>	<b>NO. PINS PER ROW</b>	<b>PLATING OPTION</b>	<b>ROW OPTION</b>	<b>OTHER OPTION</b>
02 thru 36 (-SV, -SH, -DH)			<b>-F</b> = Gold flash on contact, Matte Tin on tail		<b>-BE</b> = Bottom Entry (-DV & -SV only)
02 thru 40 (-DV)			<b>-L</b> = 10 μ" (0.25 μm) Gold on contact, Matte Tin on tail		<b>-LC</b> = Locking Clip (-DV & -SV only) Contact Samtec for -DH & -SH
			<b>-S</b> = 30 μ" (0.76 μm) Gold on contact, Matte Tin on tail		<b>-K</b> = (6.50 mm) .256" DIA Polyimide film Pick & Place Pad (2 positions min.) -DV & -SV only
					<b>-M</b> = Metal Pick & Place Pad (5 positions min.) -DV only
					<b>-P</b> = Plastic Pick & Place Pad (-DV & -SV only) (6 pos. minimum, contact Samtec for availability on smaller positions)
					<b>-"XXX"</b> = Polarized Position (-BE not available)
					<b>-TR</b> = Tape & Reel Packaging (29 positions max.)



**ALSO AVAILABLE (MOQ Required)**

- Alignment pin Contact Samtec.



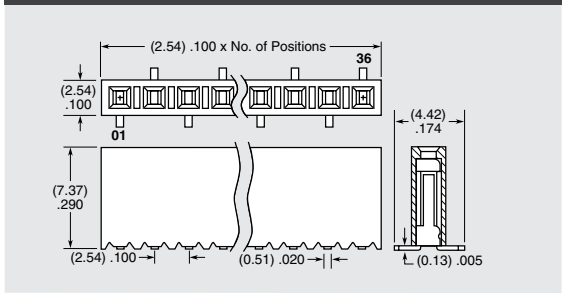
**PROCESSING**

**Lead-Free Solderable:** Yes  
**-DH Coplanarity:** Less than 28 positions (0.15 mm) .006" max More than 27 positions (0.20 mm) .008" max  
**-SH, -SV, -DV Coplanarity:** (0.15 mm) .006" max

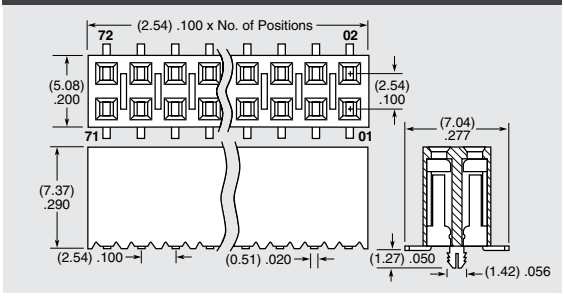
**RECOGNITIONS**

For complete scope of recognitions see [www.samtec.com/quality](http://www.samtec.com/quality)

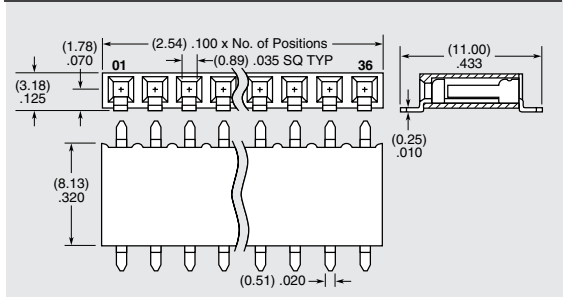
**-SV = Single Row Vertical Pin**



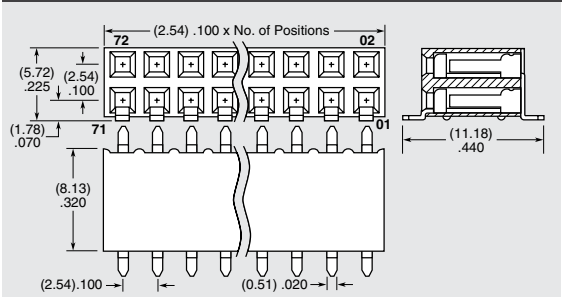
**-DV = Double Row Vertical Pin**



**-SH = Single Row Horizontal Pin**



**-DH = Double Row Horizontal Pin**



**Note:** Some lengths, styles and options are non-standard, non-returnable.