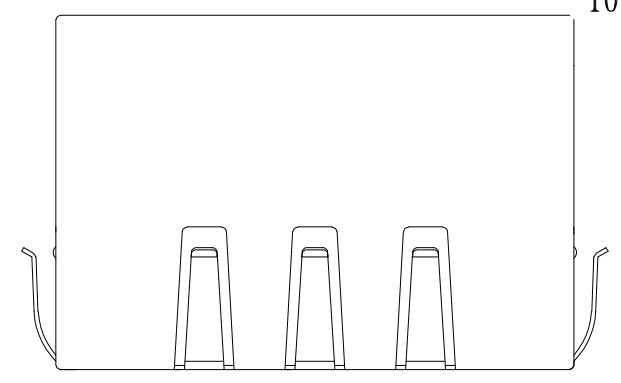
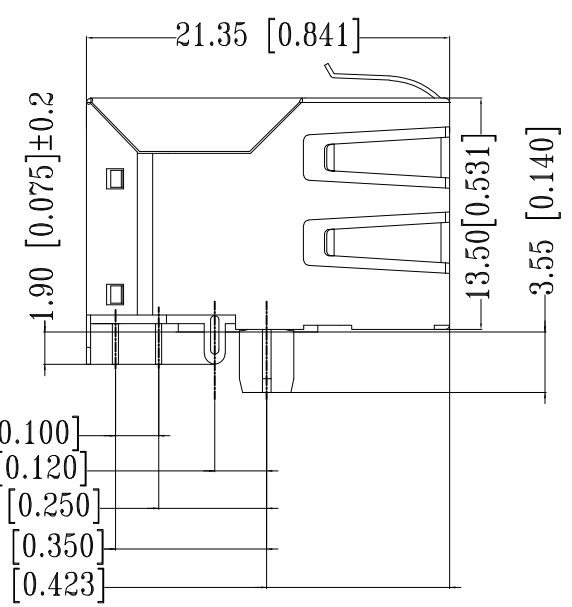
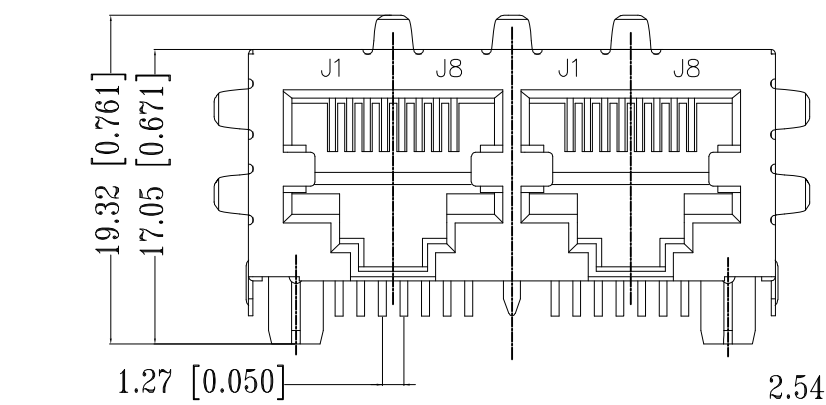
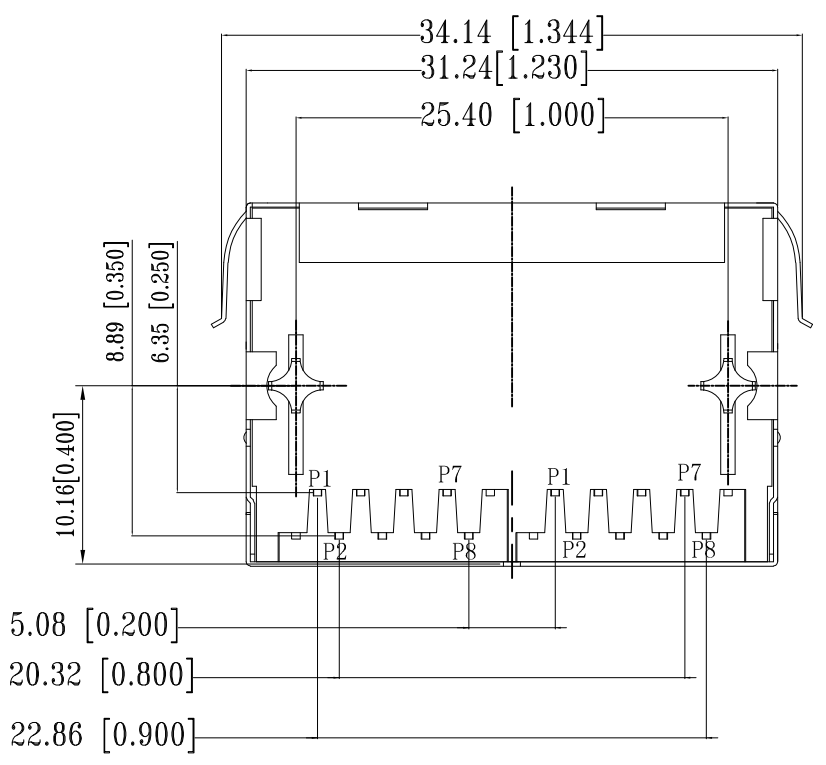


THIS DRAWING IS UNPUBLISHED  
 RELEASED FOR PUBLICATION  
 - , 2017.  
 © COPYRIGHT - 2017 by TE Connectivity Germany GmbH  
 ALL RIGHTS RESERVED.

REVISIONS				
P	LTR	DESCRIPTION	DATE	APVD
	A1	New Release	09MAR2017	GCM/MSZ



- △ CONNECTOR MATERIAL:  
 HOUSING: LCP BLACK UL94 V-0  
 INSERT: LCP BLACK UL94 V-0  
 SHIELD: BRASS  
 SHIELD PLATING: NICKEL  
 CONTACT: COPPER ALLOY  
 CONTACT PLATING: SELECTIVE GOLD, MIN. 0.76µm (30µinch) IN CONTACT AREA  
 OVER MIN. 1.27µm (50µinch) NICKEL  
 SOLDER PIN PLATING: 3.05µm (120µinch) TIN OVER 1.02µm (40µinch) NICKEL  
 OVER ALL  
 SHIELDING PIN PLATING: NICKEL
- 2 PIN NOT ELECTRICALLY CONNECTED MAYBE OMITTED SEE ELECTRICAL CIRCUIT DIAGRAM FOR OMITTED PINS
- 3 RJ45 CAVITIES CONFORM TO FCC RULES AND REGULATION PART 68
- 4 THE PART IS RECOMMENDED FOR REFLOW SOLDERING PROCESS PEAK SOLDERING: TEMPERATURE MAX. +260° C, MAX. 10s
- 5 OPERATING TEMPERATURE: T= -40° C TO +85° C
- 6 STORAGE TEMPERATURE: T= -40° C TO +85° C
- △ UNLESS OTHERWISE SPECIFIED, SEE TABLE FOR ALL DIMENSIONS TOLERANCES
- 8 JACK CONFIGURATION: 1 x 2  
 TAB DIRECTION: DOWN
- 9 PACKAGING: TRAY ACCORDING TO PACKAGING SPECIFICATION 107-18116

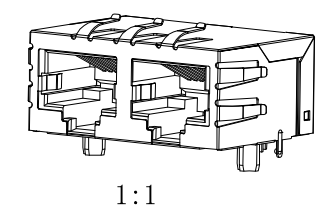


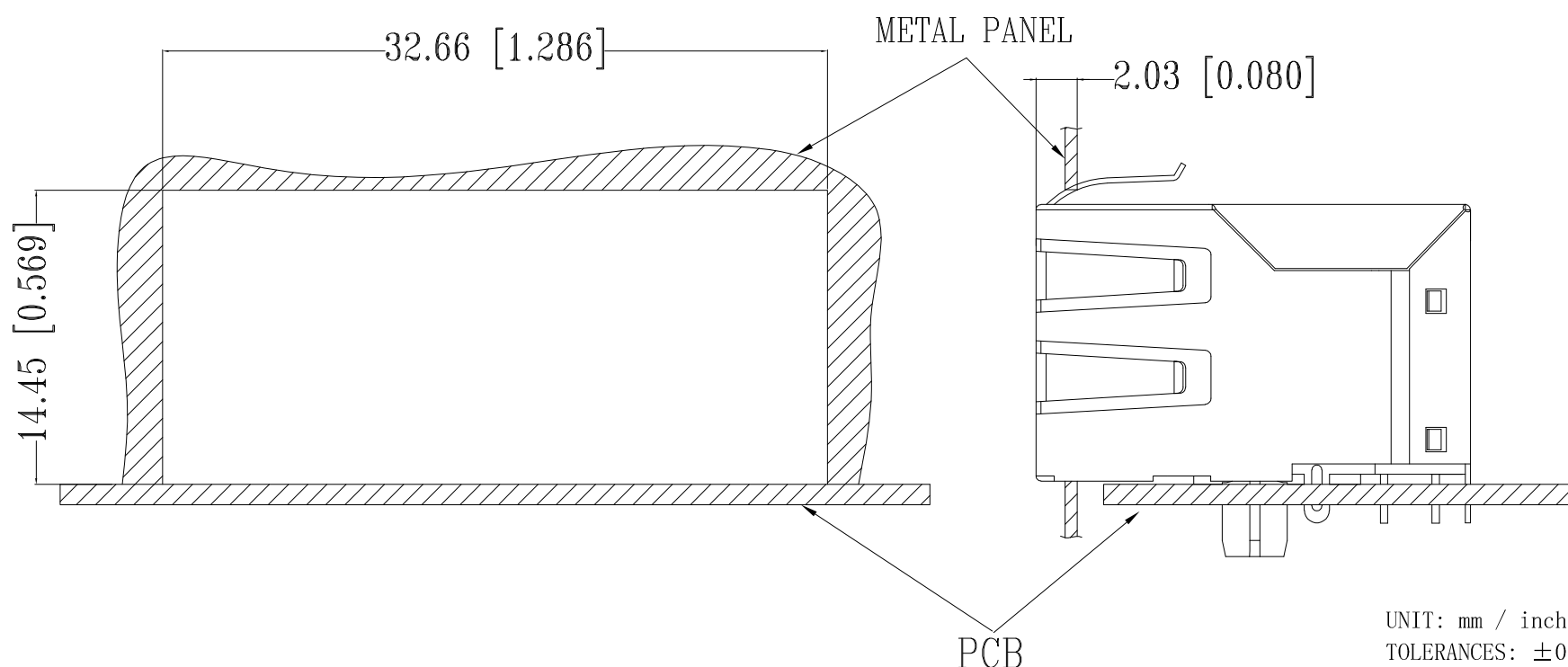
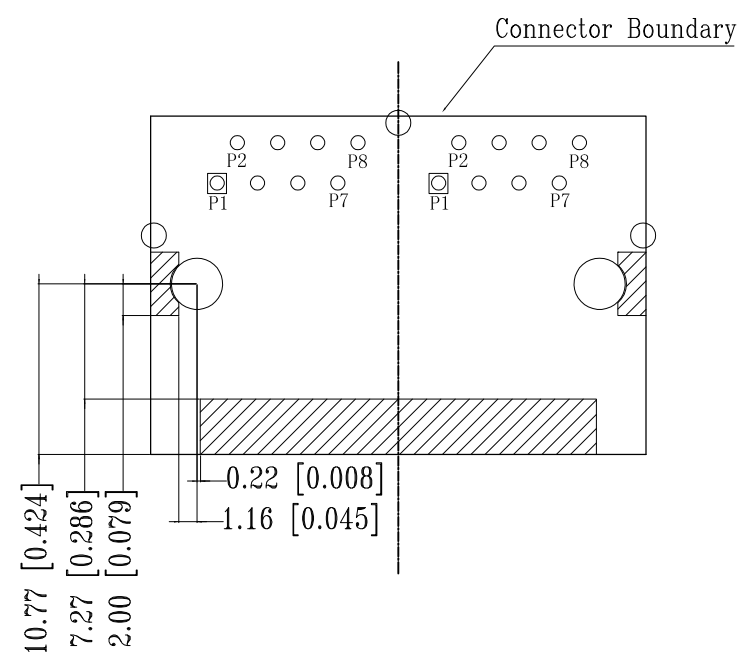
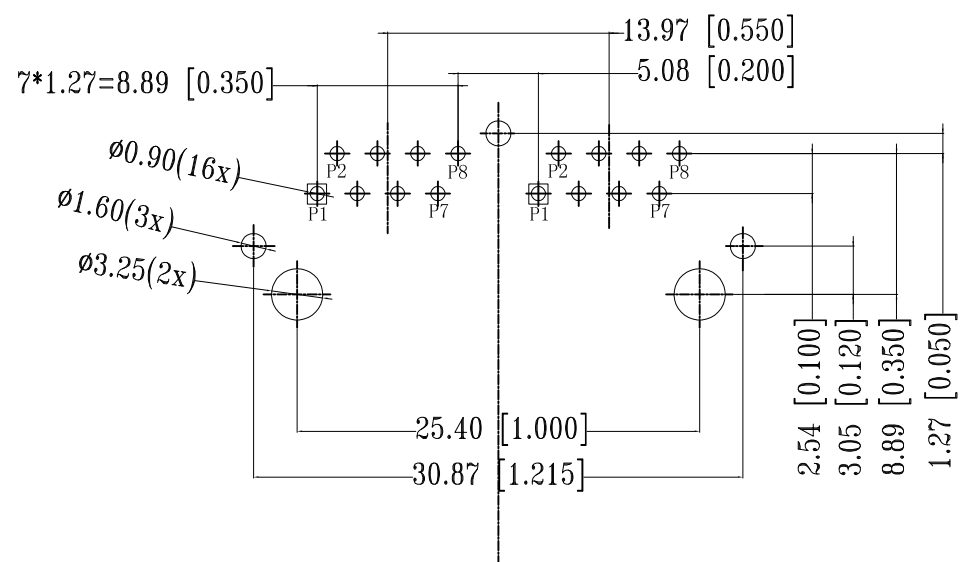
TABLE OF TOLERANCE (mm)	
RANGE	TOLERANCE
0-10	±0.15
>10-40	±0.25
>40-70	±0.30
>70	±0.40

THIS DRAWING IS A CONTROLLED DOCUMENT.		DWN GANESH C M 27AUG2016	TE Connectivity	
DIMENSIONS: mm [INCHES]		CHK FRANZ MUELLER 27AUG2016		
TOLERANCES UNLESS OTHERWISE SPECIFIED:		APVD MARTIN SZELAG 27AUG2016	NAME RJ45 JACK INT.MAG. 10/100 1x2	
		PRODUCT SPEC 108-94552	-	
		APPLICATION SPEC 114-94447	SIZE A3	CAGE CODE 00779
MATERIAL △ 1		WEIGHT -	DRAWING NO C-5-2301996-2	
FINISH △ 1		CUSTOMER DRAWING		RESTRICTED TO -
		SCALE 3:1	SHEET 1 OF 3	REV A1

REVISIONS

P	LTR	DESCRIPTION	DATE	DWN	APVD
-	-	SEE SHEET 1	-	-	-

SUGGESTED PCB LAYOUT



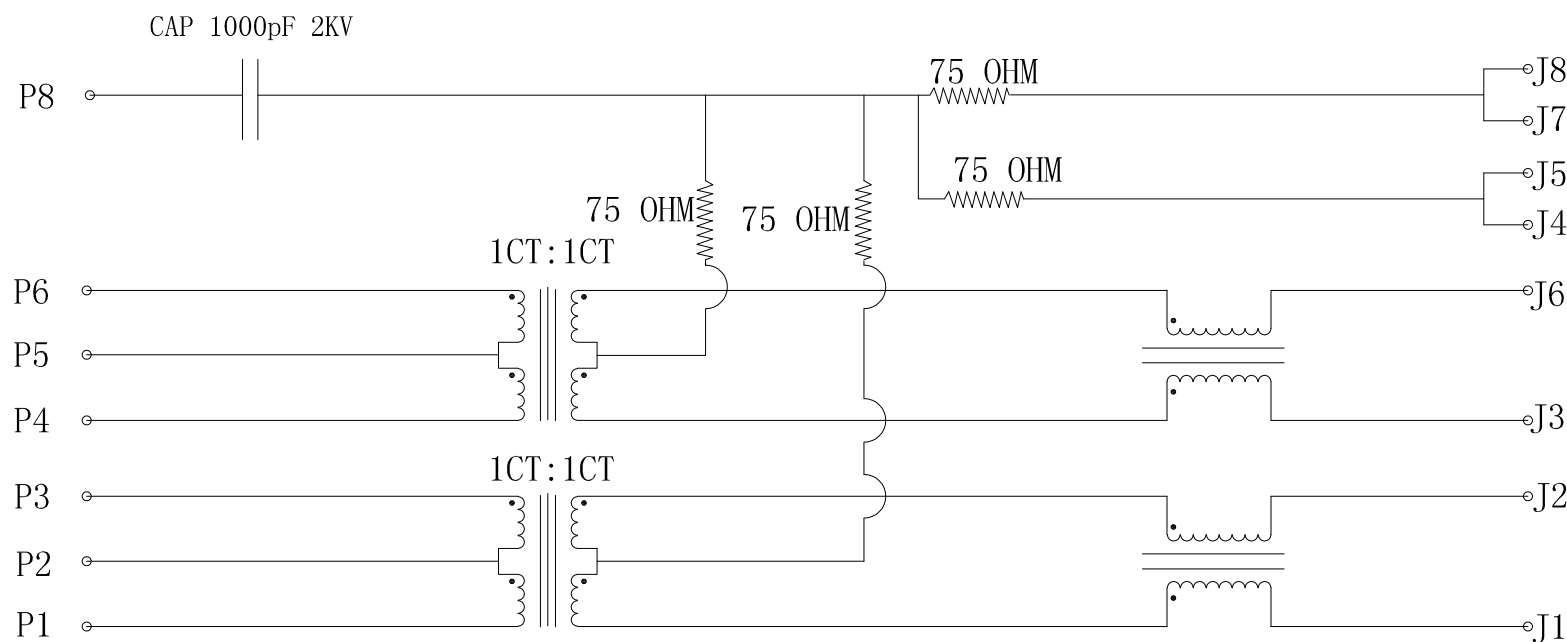
UNIT: mm / inch  
TOLERANCES: ±0.10 / 0.004

THIS DRAWING IS A CONTROLLED DOCUMENT.		DWN GANESH C M 27AUG2016			
DIMENSIONS: mm [INCHES]		CHK FRANZ MUELLER 27AUG2016			
TOLERANCES UNLESS OTHERWISE SPECIFIED:		APVD MARTIN SZELAG 27AUG2016	NAME RJ45 JACK INT.MAG. 10/100 1x2		
<ul style="list-style-type: none"> <li>0 PLC ± -</li> <li>1 PLC ± -</li> <li>2 PLC ± -</li> <li>3 PLC ± -</li> <li>4 PLC ± -</li> <li>ANGLES ± -</li> </ul>		PRODUCT SPEC 108-94552	SIZE A3		
MATERIAL 1		FINISH 1	APPLICATION SPEC 114-94447	CAGE CODE 00779	DRAWING NO C-5-2301996-2
		WEIGHT 0	RESTRICTED TO -		SCALE 3:1
		CUSTOMER DRAWING		SHEET 2 of 3	REV A1

REVISIONS

P	LTR	DESCRIPTION	DATE	DWN	APVD
-	-	SEE SHEET 1	-	-	-

ELECTRICAL CIRCUIT DIAGRAM



- 1.0 Turn Ratio @100KHz: (P1~P3):(J1~J2) = 1:1±2%  
(P4~P6):(J3~J6) = 1:1±2%
- 2.0 Primary Inductance: 350uH MIN @100KHZ,0.1V 8mA DC BIAS
- 3.0 DC Resistance: 1.2 OHMS MAX
- 4.0 Insertion Loss: 1-100MHz -1.2dB MAX
- 5.0 Return Loss: 1-30MHz -16dB MIN  
30-60MHz -12dB MIN  
60-80MHz -10dB MIN
- 6.0 CROSS TALK: 1-100MHz -30dB MIN
- 7.0 COMMON TO COMMON MODE ATTENUATION: 1-100MHz -30dB MIN
- 8.0 Isolation: PHY Side to Line Side: 2250VDC

5-2301996-2  
WWYY-xxxx

**TE**

FCC

CONTROL CODE  
DATE CODE  
"0213"  
YY-YEAR  
WW-WEEK

THIS DRAWING IS A CONTROLLED DOCUMENT.		DWN GANESH C M 27AUG2016	<b>TE</b> TE Connectivity		
DIMENSIONS: mm [INCHES]		CHK FRANZ MUELLER 27AUG2016			
TOLERANCES UNLESS OTHERWISE SPECIFIED:		APVD MARTIN SZELAG 27AUG2016	NAME RJ45 JACK INT.MAG. 10/100 1x2		
0 PLC ± - 1 PLC ± - 2 PLC ± - 3 PLC ± - 4 PLC ± - ANGLES ± -		PRODUCT SPEC 108-94552	SIZE A3		
MATERIAL 1		FINISH 1	APPLICATION SPEC 114-94447	CAGE CODE 00779	DRAWING NO C-5-2301996-2
CUSTOMER DRAWING			RESTRICTED TO -	SCALE 3:1	SHEET 3 OF 3
			WEIGHT 0	REV A1	