



Micro Commercial Components



Micro Commercial Components
 20736 Marilla Street Chatsworth
 CA 91311
 Phone: (818) 701-4933
 Fax: (818) 701-4939

KBP2005 THRU KBP210

2.0 Amp Glass Passivated Bridge Rectifier 50 to 1000 Volts

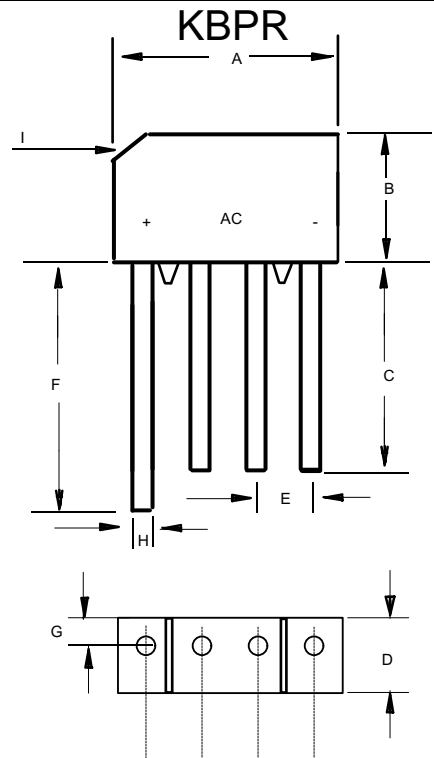
Features

- UL Recognized File # E165989
- # Glass Passivated Die Construction
- # Ideal for Printed Circuit Boards
- # Case Material: Molded Plastic. UL Flammability Classification Rating 94V-0 and MSL rating1
- Lead Free Finish/RoHS Compliant (Note1)("P" Suffix designates Compliant. See ordering information)

Maximum Ratings

- # Thermal Resistance: Junction to case: 10°C/W typical
- # Operating Temperature: -55°C to +150°C
- # Storage Temperature: -55°C to +150°C

MCC Part Number	Maximum Recurrent Peak Reverse Voltage	Maximum RMS Voltage	Maximum DC Blocking Voltage
KBP2005	50V	35V	50V
KBP201	100V	70V	100V
KBP202	200V	140V	200V
KBP204	400V	280V	400V
KBP206	600V	420V	600V
KBP208	800V	560V	800V
KBP210	1000V	700V	1000V



Electrical Characteristics @ 25°C Unless Otherwise Specified

Average Forward Current	$I_{F(AV)}$	2.0A	$T_c = 105^\circ\text{C}$
Peak Forward Surge Current	I_{FSM}	60A	8.3ms, half sine
Maximum Forward Voltage Drop Per Element	V_F	1.1V	$I_F = 2.0\text{A}$ per element
Maximum DC Reverse Current At Rated DC Blocking Voltage	I_R	5 μ A 0.5mA	$T_a = 25^\circ\text{C}$ $T_a = 125^\circ\text{C}$
Typical Junction Capacitance Per Element	C_J	25pF	4V Reverse DC 1MHZ

Note: 1. High Temperature Solder Exemption Applied, see EU Directive Annex 7.

DIM	DIMENSION				NOTE
	INCHES		MM		
	MIN	MAX	MIN	MAX	
A	.560	.600	14.32	15.24	
B	.420	.460	10.70	11.70	
C	.500	---	12.70	15.50	
D	.132	.144	3.35	3.65	
E	.140	.160	3.60	4.10	
F	.600	---	15.24	19.00	
G	.035	.047	0.90	1.20	
H	.028	.034	0.70	0.90	
I	0.12X45		3.0X45		

FIG. 1 - DERATING CURVE OUTPUT RECTIFIED CURRENT

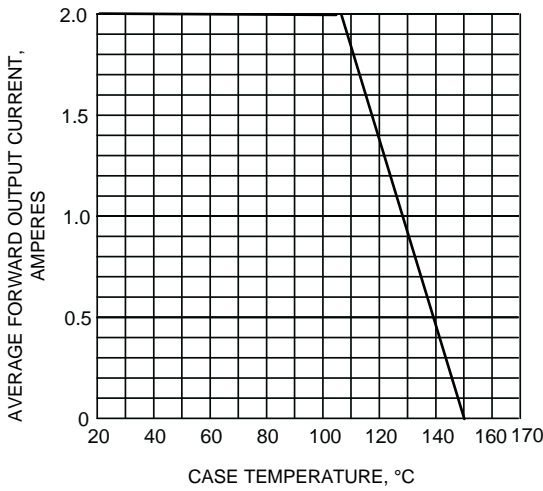


FIG. 2 - MAXIMUM NON-REPETITIVE PEAK FORWARD SURGE CURRENT PER LEG

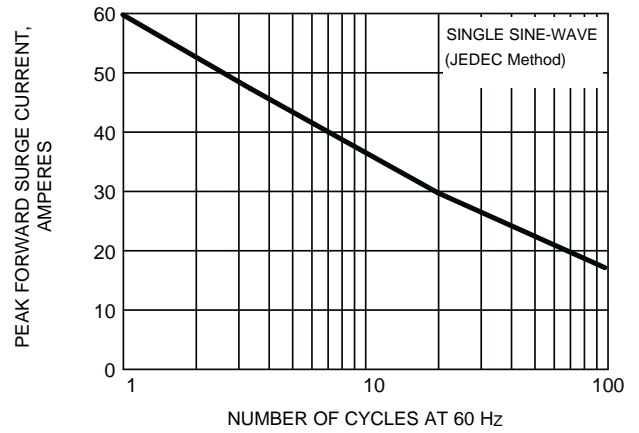


FIG. 3 - TYPICAL FORWARD CHARACTERISTICS PER LEG

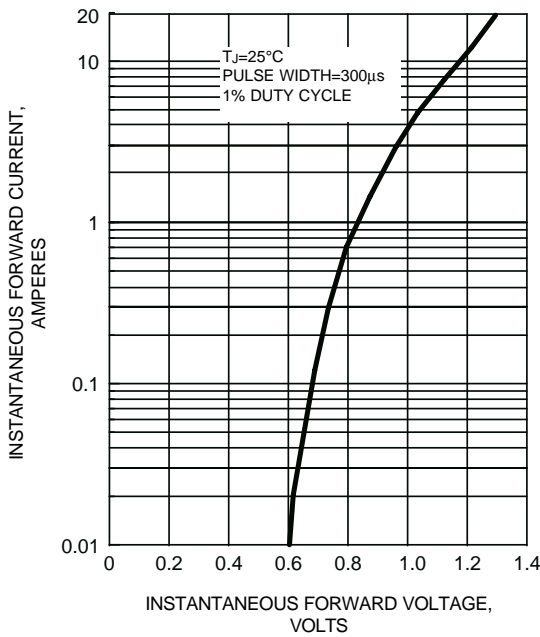


FIG. 4 - TYPICAL REVERSE LEAKAGE CHARACTERISTICS PER LEG

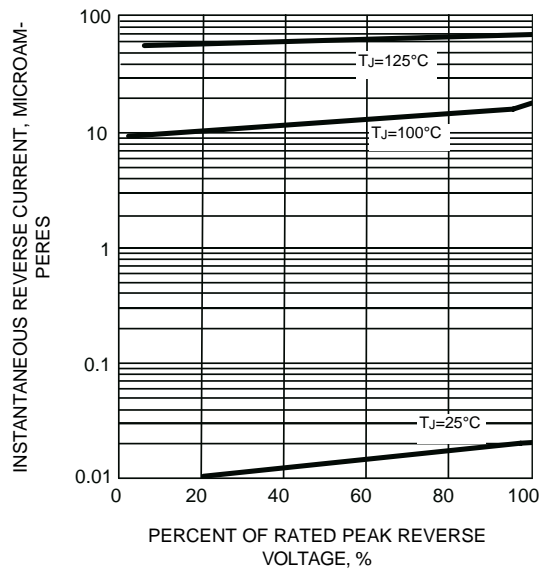
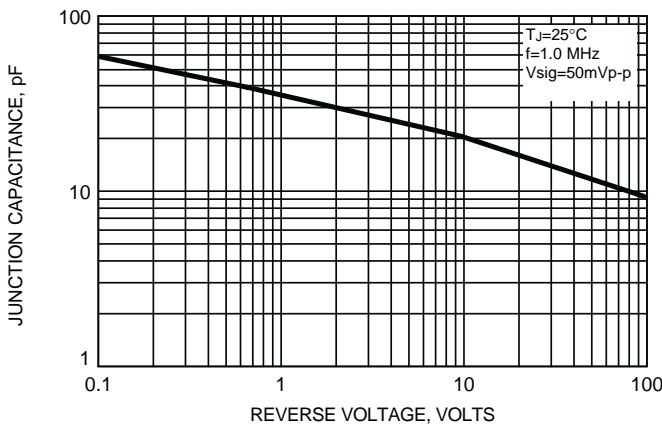


FIG. 5 - TYPICAL JUNCTION CAPACITANCE PER LEG





Micro Commercial Components

Ordering Information :

Device	Packing
Part Number-BP	Bulk: 5Kpcs/Carton

*****IMPORTANT NOTICE*****

Micro Commercial Components Corp. reserves the right to make changes without further notice to any product herein to make corrections, modifications , enhancements , improvements , or other changes . **Micro Commercial Components Corp .** does not assume any liability arising out of the application or use of any product described herein; neither does it convey any license under its patent rights ,nor the rights of others . The user of products in such applications shall assume all risks of such use and will agree to hold **Micro Commercial Components Corp .** and all the companies whose products are represented on our website, harmless against all damages.

*****LIFE SUPPORT*****

MCC's products are not authorized for use as critical components in life support devices or systems without the express written approval of Micro Commercial Components Corporation.

*****CUSTOMER AWARENESS*****

Counterfeiting of semiconductor parts is a growing problem in the industry. Micro Commercial Components (MCC) is taking strong measures to protect ourselves and our customers from the proliferation of counterfeit parts. MCC strongly encourages customers to purchase MCC parts either directly from MCC or from Authorized MCC Distributors who are listed by country on our web page cited below. Products customers buy either from MCC directly or from Authorized MCC Distributors are genuine parts, have full traceability, meet MCC's quality standards for handling and storage. **MCC will not provide any warranty coverage or other assistance for parts bought from Unauthorized Sources.** MCC is committed to combat this global problem and encourage our customers to do their part in stopping this practice by buying direct or from authorized distributors.