SCH4312

SMD POWER INDUCTORS

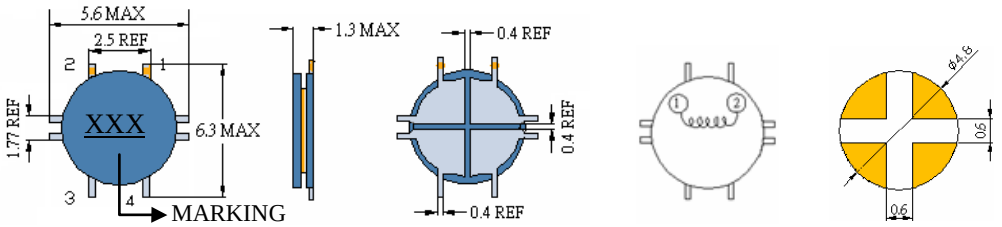

● Features
1. Open frame construction
2 Excellent Power Density
3 Engineered to Provide High Efficiency
4 Low Profile

ELECTRICAL CHARACTERISTICS

Part Number	Inductance (uH) (1)	Test Frequency	DC Resistance (Ω MAX) (2)	Saturation Current (3) (A)	Temperature Current (4) (A)
SCH4312-2R2	2.2	100KHZ	104m	1.30	1.38
SCH4312-3R3	3.3	100KHZ	145m	1.00	1.20
SCH4312-4R7	4.7	100KHZ	200m	0.84	1.00
SCH4312-6R8	6.8	100KHZ	270m	0.74	0.88
SCH4312-100	10	100KHZ	403m	0.56	0.74
SCH4312-120	12	100KHZ	456m	0.53	0.64
SCH4312-150	15	100KHZ	570m	0.50	0.62
SCH4312-180	18	100KHZ	690m	0.45	0.56
SCH4312-220	22	100KHZ	930m	0.37	0.50
SCH4312-270	27	100KHZ	1.00	0.35	0.45
SCH4312-330	33	100KHZ	1.32	0.33	0.40
SCH4312-390	39	100KHZ	1.55	0.28	0.38
SCH4312-470	47	100KHZ	1.72	0.26	0.34
SCH4312-560	56	100KHZ	1.95	0.25	0.32
SCH4312-680	68	100KHZ	2.60	0.23	0.30
SCH4312-820	82	100KHZ	2.95	0.21	0.28
SCH4312-101	100	100KHZ	3.36	0.18	0.26

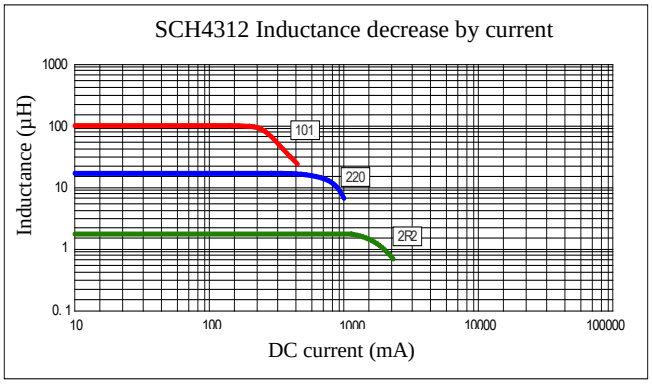

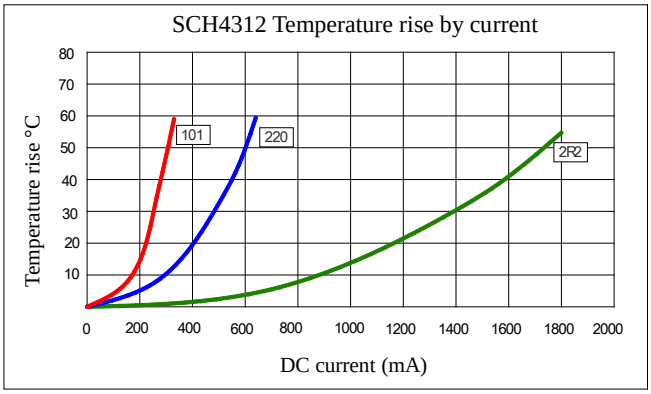

(1). Inductance tolerance±20% tested at 0.25V, 0ADC and 25℃.
(2). DCR measured at 25℃.
(3). The DC current at which the inductance decreases by 10% from its initial value.
(4). The DC current that results in a 40℃ temperature rise from 25℃ ambient.

Click here for QUANTITY PER REEL & PACKING INFORMATION

Custom versions available upon request.

©2011 Signal Transformer –Specification subject to change without notice. 07.11

Signal Transformer
www.signaltransformer.com
500 Bayview Avenue, Inwood, NY 11096
Toll Free 866-239-5777 • Tel 516-239-5777 • Fax 516-239-7208
Sales@signaltransformer.com • techhelp@signaltransformer.com