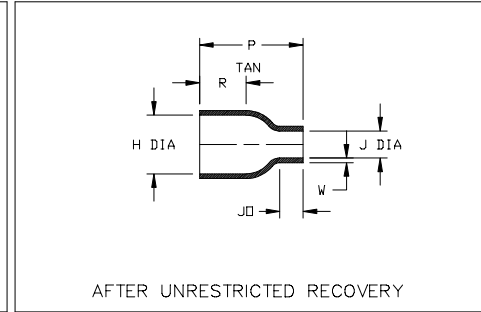
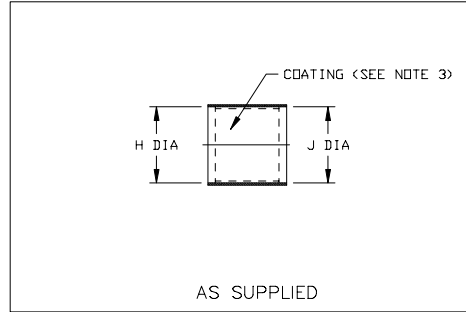


Thermofit[®] Molded Parts
 Specification Control Drawing
 Limited Distribution

Part Number : 202A1XX-X-27
 Description : Boot, Straight

NOTES

- All dimensions are in $\frac{\text{inches}}{\text{[millimeters]}}$
- Dimensions appearing in table are as follows:
 a - As Supplied
 b - After Unrestricted Recovery
- Coating is optional. As supplied dimensions appearing in table are for uncoated parts. When coating is added, entry diameters will be reduced by .06 max.



PART NUMBER	H		J		P ±10% b	R ±10% b	JO Ref b	W ±20% b
	Min	Max	Min	Max				
	a	b	a	b				
202A132-X-27	1.12 [28,4]	.56 [14,2]	1.12 [28,4]	.26 [6,6]	.91 [23,1]	.35 [8,9]	.26 [6,6]	.07 [1,78]
202A163-X-27	1.68 [42,7]	1.08 [27,4]	1.68 [42,7]	.37 [9,4]	1.66 [42,1]	.56 [14,2]	.38 [9,6]	.08 [2,03]

Raychem

RAYCHEM CORPORATION
 300 CONSTITUTION DRIVE
 MENLO PARK, CALIFORNIA 94025

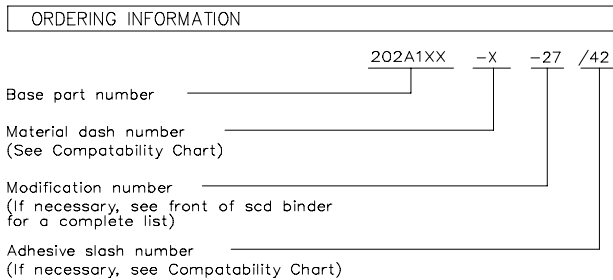
Revision : A
 Date : 9/16/98

Part Number : 202A1XX-X-27
 Description : Boot, Straight

Thermofit[®] Molded Parts
 Specification Control Drawing
 Limited Distribution

Part Number : 202A1XX-X-27
 Description : Boot, Straight

COMPATABILITY CHART					
MATERIAL DASH NO.	MATERIAL DESCRIPTION	RT SPEC	COATING SLASH NO.	COATING S NO.	COATING DESCRIPTION
-3	Polyolefin, Semi-rigid	RT-301	/42,/86	S-1017,S-1048	Adhesive
-4	Polyolefin, Flexible	RT-1304	/42,/86	S-1017,S-1048	Adhesive
-25	Elastomer, Fluid Resistant	RT-1325	/42,/86	S-1017;S-1048	Adhesive



THIS DRAWING IS SUBJECT TO CHANGE WITHOUT NOTICE; CONSULT YOUR
 NEAREST FIELD REPRESENTATIVE FOR CURRENT REVISION

Raychem

RAYCHEM CORPORATION
 300 CONSTITUTION DRIVE
 MENLO PARK, CALIFORNIA 94025

Revision : A
 Date : 9/16/98

Part Number : 202A1XX-X-27
 Description : Boot, Straight

CAD FILE MP98145